

# IRWIN®

## MARATHON®

### Circular Saw Blades








[www.irwin.com](http://www.irwin.com)

## The Professional Tradesman's Choice for Construction

When you're building, there's no room for error. It's a tireless pursuit to get the job done right, to produce something to be proud of. Not just any blade will do. You want the blade that helps you do the job the way it was meant to be done. That's why professional tradesmen choose the MARATHON® family of circular saw blades from IRWIN Tools®. Offering a wide variety of blades for every construction application, IRWIN is the brand of blades you can always depend on.

### The Standard for Jobsite Productivity

IRWIN Tools makes MARATHON circular saw blades for a full range of saws and applications. Use the table below to match blades for your equipment with your project plans. Locate the saw type and blade diameter in the left column. The columns to the right list the recommended MARATHON blade sizes and the available number of teeth per blade.


Type of Saw	Blade Diameter	Arbor	Application	Teeth
Cordless Circular Saws 	5-3/8"	10 mm	Framing/Ripping	18, 24
	5-1/2"	10 mm	Framing/Ripping	18, 24
	6-1/2"	5/8"	Framing/Ripping	18, 24
			Trim/Finish	40
Corded Circular Saws 	6-1/2"	5/8" and Diamond Knockout	Framing/Ripping	20
	7-1/4"	5/8" and Diamond Knockout	Framing/Ripping	16, 18, 24
			Decks	24
Trim/Finish	40, 60			
Worm Drive Circular Saws 	7-1/4"	5/8" and Diamond Knockout	Framing/Ripping	18, 24
			Decks	24
			Trim/Finish	40
Table & Miter Saws 	8 - 8-1/4"	5/8" and Diamond Knockout	General Purpose	24
			Trim/Finish	40
	10"	5/8"	General Purpose	24
			Decks	40
			Trim/Finish	60
Trim/Finish	80			
Compound Miter & Sliding Compound Miter Saws 	10"	5/8"	Framing/Ripping	24
			Decks	40
			Trim/Finish	60
			Trim/Finish	80
	12"	1"	General Purpose	40
			Trim/Finish	72
			Trim/Finish	80
Trim/Finish	100			
NEW Metal Circular Saws 	5-3/8"	20mm-5/8" (16mm)-10mm	Steel	30
	6-3/4"	5/8" (16mm)	Steel	40
	7"	20mm-5/8" (16mm)	Steel	36
	7-1/4"	5/8" (16mm) and Diamond Knockout	Steel/Thin Steel	48, 68
	8"	5/8" (16mm) and Diamond Knockout	Steel	50
	9"	1" (25mm)	Steel	48
	10"	5/8" (16mm)	Thin Steel	80
	12"	1" (25mm)	Steel	60
	14"	1" (25mm)	Steel	80
NEW Corded Circular Saws: Fiber Cement Saw Blades 	7-1/4"	5/8"	Ripping	4
	10"	5/8"	Ripping	6
	12"	1"	Ripping	8
Vinyl Siding	7-1/4"	5/8"	Ripping	120T

CIRCULAR SAW BLADES

### Fiber Cement Saw Blades

#### FIBER CEMENT SAW BLADE FEATURES

1. Ground and hardened plate body provides smooth and accurate cuts
2. Polycrystalline diamond-tipped teeth
3. 4T thin kerf blade produces less dust than continuous rim blades
4. Laser cut blade body, stronger tooth bond and greater accuracy



# 15X

LONGER CUTTING LIFE\*

\*Vs standard carbide fiber cement blade

### Metal Cutting Saw Blades

#### METAL CUTTING SAW BLADE FEATURES

1. Laser cut anti-vibration vents keeps the blade cool for smooth and accurate cuts
2. Anti-kickback tooth shoulder reduces dust and sparks for safer cuts
3. Metal cutting grade carbide teeth withstand impact, reduces wear and delivers long life
4. Laser cut blade body, stronger tooth bond and greater accuracy



# Circular Saw Blades

## WELDTEC™ Saw Blades

### Made Stronger. Lasts Longer.™

IRWIN® has redefined excellence in the world of saw blades with the introduction of MARATHON® with WeldTec. This revolutionary new saw blade has WELDED carbide teeth for a 30% stronger tooth bond that gives you 50% longer life. UC2™ (sub-micro grain) carbide teeth are 70% more compact than standard carbide teeth and are sharpened to finer, more durable cutting edges that stay sharper longer.

WELDTEC SAW BLADE

## FEATURES

1. WeldTec Technology means the carbide teeth are welded, not brazed, resulting in 30% stronger tooth bond and longest life & durability
2. UC2 Carbide with Sub-micro grain is 70% tougher than standard carbide, stays sharper longer, with best in class cut quality
3. Innovative heat vents & expansion slots for straighter cuts
4. Reinforced shoulder for durability



CIRCULAR SAW BLADES

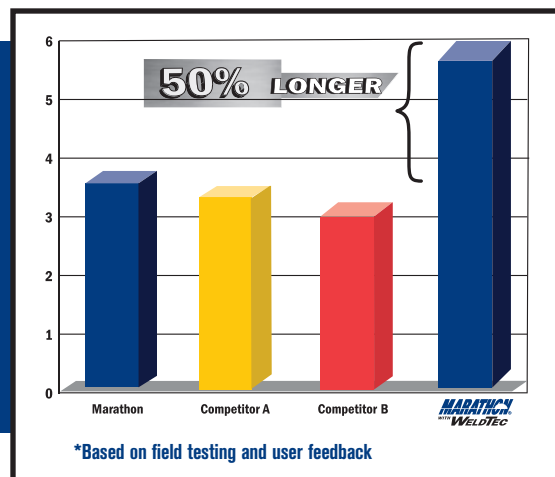
### Braze vs. Weld



Standard brazed blades use a brazing material, which acts like a glue, to join the carbide tooth to the steel plate. This bond is only as strong as the brazing material, which softens as heat builds up during a cut and can cause tooth loss upon impact.

Marathon with WeldTec has welded carbide teeth. Welding fuses the carbide teeth to the steel plate, which makes the bond as strong as the base material. This bond is unaffected by heat build up and results in superior tooth retention.

### How many weeks did this blade last?\*





24035 (24035C\*)



24030



25130

### MARATHON® with WeldTec Saw Blades

- Carbide teeth are welded not brazed
- Longest life & durability
- Patent pending tooth design
- Every other tooth is ground thinner for fast cuts
- Made Stronger. Lasts Longer™
- 50% longer life vs. original MARATHON

### MARATHON Saw Blades

- Every other tooth is ground thinner for faster cuts
- Construction grade carbide teeth for long life
- Reinforced shoulder for added durability
- Heat vent & expansion slot design reduces vibration for longer life and straighter cuts
- Fastest Framing Blade Ever™

### IRWIN® Classic Series Saw Blades

- Precision ground teeth for smooth, accurate cuts
- Corrosion resistant coating helps prevent rusting
- Professional performance for an economic price

Diameter	Tooth Count	Arbor	Kerf	Hook Angle	Grind	Item #	Bulk Item #	Canadian Bulk Item #	Applications
<b>MARATHON Portable Corded Carbide Saw Blades</b>									
6-1/2"	20	5/8" Diamond	.071"	24°	ATB	—	24021	24021	Framing/Ripping
7-1/4"	18	5/8" Diamond	.071"	20°	ATB	14028	24028	24028	Framing/Ripping
MARATHON w/ WeldTec 7-1/4"	24	5/8" Diamond	.071"	21°	ATB	14035	24035	24035C	Framing/Ripping
7-1/4"	24	5/8" Diamond	.071"	20°	ATB	14030	24030	24030	Framing/Ripping
7-1/4"	40	5/8" Diamond	.071"	20°	ATB	14031	24031	24031	Trim/Finish
<b>IRWIN Classic Series Portable Corded Carbide Saw Blades</b>									
7-1/4"	16	5/8" Diamond	.087"	22°	ATB	15030	25030ZR	25030ZR	General Purpose
7-1/4"	24	5/8" Diamond	.087"	19°	ATB	15130	25130	25130	Framing/Ripping/Decks
7-1/4"	40	5/8" Diamond	.087"	20°	ATB	15230ZR	25230	25230	Trim/Finish
7-1/4"	60	5/8" Diamond	.087"	18°	ATB	15530ZR	25530	25530	Trim/Finish
<b>IRWIN Portable Corded Steel Saw Blades</b>									
7-1/4"	26	5/8" Diamond	.087"	28°	Top/Face	11040ZR	—	—	Framing/Ripping
7-1/4"	40	5/8" Diamond	.087"	17°	Top/Face	11140	—	—	Trim/Finish
7-1/4"	60	5/8" Diamond	.087"	5°	Top/Face	11240	—	—	Trim/Finish
7-1/4"	140	5/8" Diamond	.079"	5°	Top/Face	11840	21840ZR	21840ZR	Trim/Finish
7-1/4"	150	5/8"	.063"	2°	Top/Face Hollow Ground	11440	21440	21440	Trim/Finish
<b>MARATHON Portable Corded Deck Saw Blade (Pressure Treated Wood)</b>									
7-1/4"	24	5/8" Diamond	.071"	20°	ATB	14130	24130	24130	Deck Blade

\* indicates Canadian item numbers

# Circular Saw Blades

## Material Specific Saw Blades



4935473 (1774935\*)



4935555 (1765016\*)



11830

### **NEW** MARATHON® Fiber Cement PCD Saw Blades

- Ground and hardened plate body provides smooth and accurate cuts
- 4T PCD polycrystalline diamond tipped teeth provide 15X longer cutting life
- Thin kerf blade produces less dust than continuous rim blades

### **NEW** IRWIN® Metal Cutting Saw Blades

- Laser-cut blades and anti-vibration vents keep blade cool for smooth and accurate cuts
- Metal cutting grade carbide teeth withstand impact, reduce wear and deliver longer life.

### MARATHON Vinyl Cutting Saw Blades

- Optimized, symmetric 60° tooth design angle eliminates chipping & cracking for a fast, smooth finish when pushing or pulling through the cut
- Innovative heat vent & expansion slot designs
- Efficient chip ejection prevents binding & blade warping

CIRCULAR SAW BLADES

Diameter	Tooth Count	Arbor	Kerf	Hook Angle	Grind	Item #	Canadian Item #	Bulk Item #	Canadian Bulk Item #	Applications
<b>NEW</b> MARATHON Fiber Cement PCD Saw Blades										
7-1/4"	4	5/8" Diamond	.071"	10	Flat	4935473	1774935	—	—	Fiber Cement
10"	6	5/8"	.079"	10	Flat	4935624	1774937	—	—	Fiber Cement
12"	8	1"	.087"	10	Flat	4935625	1774938	—	—	Fiber Cement
<b>NEW</b> MARATHON Metal Saw Blades										
5-3/8"	30	20mm-5/8"-10mm	.063"	0	MATB	1779856	1779859	—	—	Steel
6-3/4"	40	20mm-5/8"	.079"	0	MATB	4935554	1765011	—	—	Steel
7"	36	20mm-5/8"	.079"	0	MATB	1779857	1779860	—	—	Steel
7-1/4"	48	5/8" w/ KO	.079"	0	MATB	4935555	1765016	4935556	1765019	Steel/Thin Steel
7-1/4"	68	5/8" w/ KO	.079"	0	MATB	4935560	1765025	—	—	Thin Steel
8"	50	5/8" w/ KO	.079"	0	MATB	4935557	1765022	—	—	Steel
9"	48	25mm-5/8"	.079"	0	MATB	1779858	1779881	—	—	Steel
10"	80	5/8"	.079"	0	MATB	4935561	1765026	—	—	Thin Steel
12"	60	1"	.098"	0	MATB	4935558	1765023	—	—	Steel
14"	80	1"	.110"	0	MATB	4935559	1765024	—	—	Steel
<b>MARATHON Portable Corded Vinyl Saw Blade</b>										
7-1/4"	120	5/8" Diamond	.055"	60°	Top/Face	11830	—	21830ZR	21830ZR	Vinyl/PVC
<b>IRWIN Portable Corded Fiber Cement Saw Blade</b>										
7-1/4"	6	5/8" Diamond	.079"	15°	ATB	15702ZR	—	—	—	Fiber Cement

\* indicates Canadian item numbers



14076



15370



11270

### MARATHON® Miter/Table Saw Blades

- #400 grit diamond ground teeth for a smooth finish
- Construction grade carbide teeth for longer life
- Precision balanced for accurate smooth cuts
- Thin kerf for fast cuts and longer motor life

### IRWIN Classic Series Miter/Table Saw Blades


- Precision ground teeth for smooth, accurate cuts
- Corrosion resistant coating helps prevent rusting
- Professional performance for an economic price

### IRWIN Steel Miter/Table Saw Blades

- Precision ground teeth for smooth, accurate cuts
- Fully hardened plate runs truer longer
- Heavy gauge, high carbon steel for extended life

Diameter	Tooth Count	Arbor	Kerf	Hook Angle	Grind	Item #	Canadian Item #	Bulk Item #	Applications
<b>MARATHON Miter/Table Carbide Saw Blades</b>									
8-1/4"	24	5/8" Diamond	.083"	20°	ATB	14050ZR	14050ZR	—	General Purpose
8-1/4"	40	5/8" Diamond	.083"	15°	ATB	14053	14053	—	Trim/Finish
10"	24	5/8" Diamond	.095"	20°	ATB	14233	14233	24233	Framing/Ripping
10"	40	5/8" Diamond	.095"	20°	ATB	14070	14070	24070	Decks
10"	60	5/8" Diamond	.095"	15°	ATB	14074	14074	—	Trim/Finish
10"	80	5/8" Diamond	.095"	10°	ATB	14076	14076	—	Trim/Finish
12"	40	1"	.098"	20°	ATB	14080	14080	—	General Purpose
12"	72	1"	.098"	15°	ATB	14082	14082	—	Trim/Finish
12"	80	1"	.098"	5°	ATB	14083	14083	—	Trim/Finish
12"	100	1"	.098"	10°	ATB	14084	14084	—	Trim/Finish
<b>IRWIN Classic Series Miter/Table Carbide Saw Blades</b>									
8- 8-1/4"	24	5/8" Diamond	.087"	16°	ATB	15150	15150	—	General Purpose
8- 8-1/4"	40	5/8" Diamond	.087"	17°	ATB	15250	15250	—	Trim/Finish
10"	24	5/8" Diamond	.102"	22°	ATB	15070	15070	—	Framing/Ripping
10"	40	5/8" Diamond	.102"	16°	ATB	15270	15270	—	Decks
10"	60	5/8"	.102"	12°	ATB	15370	15370	—	Trim/Finish
<b>IRWIN Miter/Table Saw Steel Blades</b>									
10"	40	5/8"	.110"	18°	Top/Face	11170	11170	—	Decks
10"	80	5/8"	.079"	6°	Top/Face	11670	11670	—	Trim/Finish
10"	80	5/8"	.110"	6°	Top/Face Hollow Ground	11270ZR	11270ZR	—	Trim/Finish
10"	180	5/8"	.094"	2°	Top/Face	11870	11870	—	Trim/Finish
<b>IRWIN Miter Saw Laser Guides</b>						3061001	3061001C	—	Miter/Table Saw
						3061002	3061002	—	Abrasive Chop Saw

CIRCULAR SAW BLADES



### Turn Your Miter Saw into a Laser Guided Power Tool!

- Projects a clear laser line on the work for more accurate cuts.
- Self Calibrating — sits flush against the blade for an accurate line, every time!
- Save time and money. No need to remeasure. No miscuts to scrap.
- Self activating! Rotation of the blade powers the laser.

# Circular Saw Blades

## Cordless Saw Blades



24029C

### MARATHON® Cordless Carbide Saw Blades

- Ultra thin kerf for more cuts per charge
- Face ground carbide teeth for fast, clean cuts
- Aggressive hook angle for fast cuts
- Construction grade carbide teeth for longer life



15120

### IRWIN® Classic Series Cordless Carbide Saw Blades

- Corrosion resistant coating helps prevent rusting
- Precision ground teeth for smooth, accurate cuts
- Professional performance for an economic price



11220

### IRWIN Classic Series Cordless Steel Saw Blades

- Precision ground teeth for smooth, accurate cuts
- Fully hardened plate runs truer longer
- Heavy gauge, high carbon steel for extended life

CIRCULAR SAW BLADES

Diameter	Tooth Count	Arbor	Kerf	Hook Angle	Grind	Item #	Bulk Item #	Applications
<b>MARATHON Cordless Carbide Saw Blades</b>								
5-3/8"	18	10 mm	.063"	25°	ATB	14015	—	Framing/Ripping
5-3/8"	24	10 mm	.063"	23°	ATB	14017	—	Framing/Ripping
5-1/2"	18	10 mm	.063"	20°	ATB	14027	—	Framing/Ripping
5-1/2"	24	10 mm	.063"	20°	ATB	14011	—	Framing/Ripping
6-1/2"	18	5/8"	.063"	25°	ATB	14020	24020	Framing/Ripping
6-1/2"	24	5/8"	.063"	22°	ATB	14029	24029C	Framing/Ripping
6-1/2"	40	5/8"	.063"	20°	ATB	14023	—	Trim/Finish
<b>IRWIN Classic Series Cordless Carbide Saw Blades</b>								
6-1/2"	24	5/8" Diamond	.087"	22°	ATB	15120	—	Framing/Ripping
6-1/2"	40	5/8" Diamond	.087"	19°	ATB	15220	—	Trim/Finish
<b>IRWIN Cordless Steel Saw Blades</b>								
6-1/2"	60	5/8"	.087"	5°	Top/Face	11220	—	Trim/Finish
6-1/2"	140	5/8"	.079"	4°	Top/Face	11820ZR	—	Trim/Finish